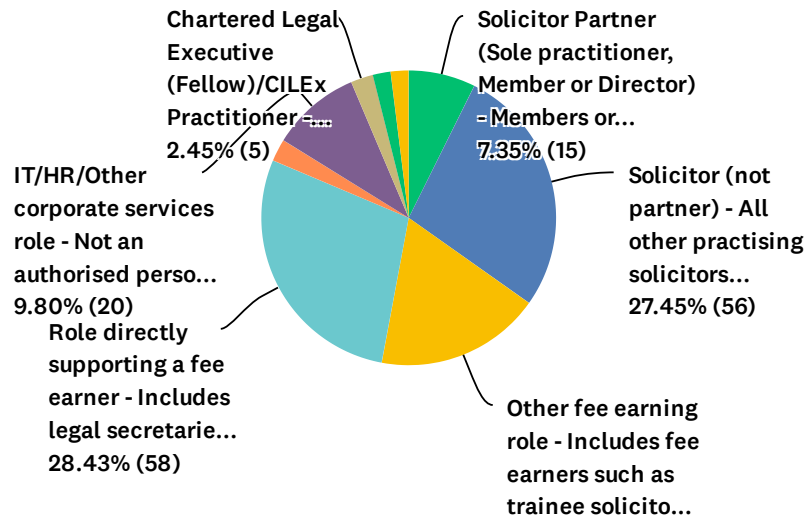


Q1 Select one category which best describes your role in the firm.

Answered: 204 Skipped: 1



ANSWER CHOICES	RESPONSES	
Solicitor Partner (Sole practitioner, Member or Director) - Members or directors who are not solicitors should be recorded in the 'Managerial role' category below. (1)	7.35%	15
Solicitor (not partner) - All other practising solicitors including assistant solicitors, associates or consultants. Includes registered European Lawyers and Registered Foreign Lawyers) (2)	27.45%	56
Other fee earning role - Includes fee earners such as trainee solicitors, members of CILEx who are not Chartered Legal Executives (Fellows) or CILEx Practitioners and paralegals i.e. those who are not authorised persons. (3)	18.14%	37
Role directly supporting a fee earner - Includes legal secretaries, administrators, legal assistants, or non-fee earning paralegal (4)	28.43%	58
Managerial role (Non-lawyer managers) - Includes non-lawyer managers, directors, or members and others such as practice managers, finance or account managers etc. (5)	2.45%	5
IT/HR/Other corporate services role - Not an authorised person and not individuals in a managerial role - includes finance or accountancy roles. (6)	9.80%	20
Barrister - Individuals authorised by the Bar Standards Board (7)	0.00%	0
Chartered Legal Executive (Fellow)/CILEx Practitioner - People who are authorised by CILEx Regulation. (8)	2.45%	5
Licensed Conveyancer - Individuals authorised by the Council for Licensed Conveyancers. (9)	0.00%	0
Patent or Trade Mark Attorney - Individuals authorised by the Intellectual Property Regulation Board. (10)	0.00%	0
Cost Lawyer - Individuals authorised by the Costs Lawyer Standards Board. (11)	1.96%	4
Notary - Individuals authorised by the Master of the Faculties. (12)	0.00%	0
Prefer not to say (13)	1.96%	4
TOTAL		204

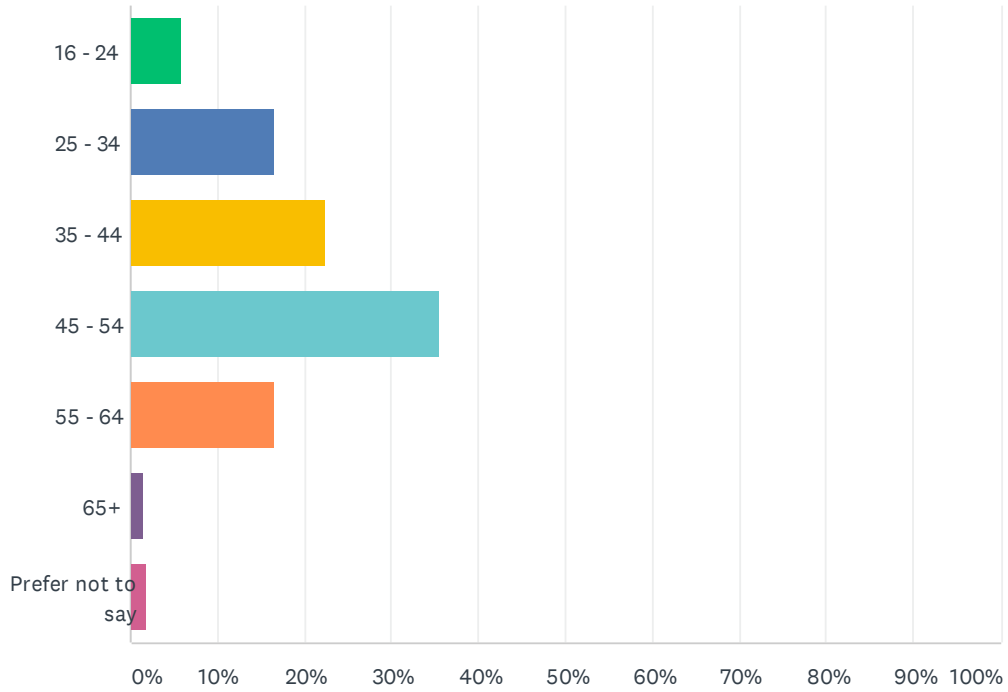
SRA Diversity Questionnaire 2021

BASIC STATISTICS

Minimum	Maximum	Median	Mean	Standard Deviation
1.00	13.00	3.00	3.68	2.28

Q2 What age category are you in?

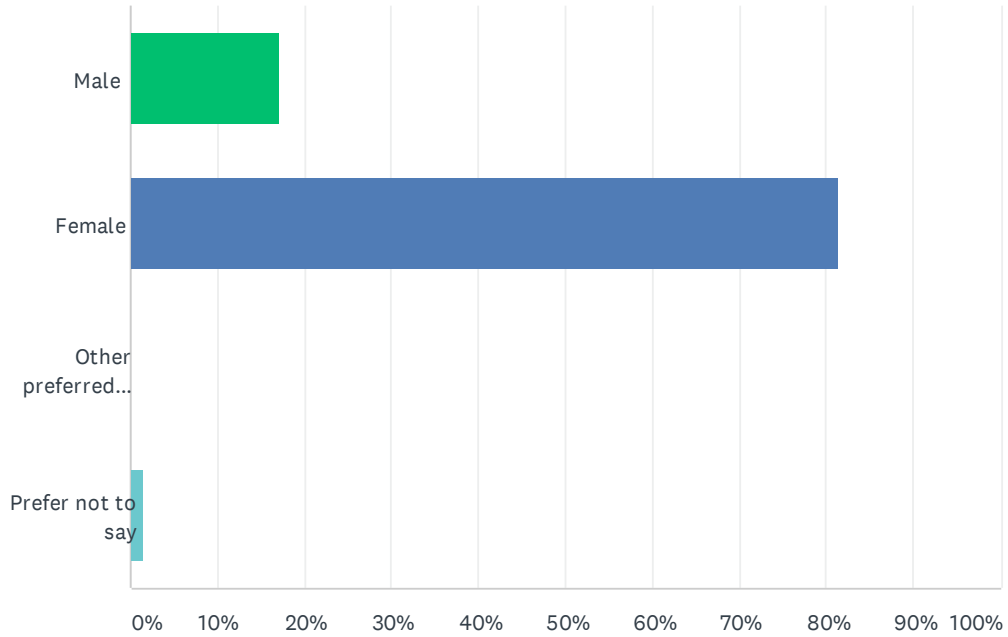
Answered: 205 Skipped: 0



ANSWER CHOICES	RESPONSES	
16 - 24	5.85%	12
25 - 34	16.59%	34
35 - 44	22.44%	46
45 - 54	35.61%	73
55 - 64	16.59%	34
65+	1.46%	3
Prefer not to say	1.95%	4
Total Respondents: 205		

Q3 What is your sex?

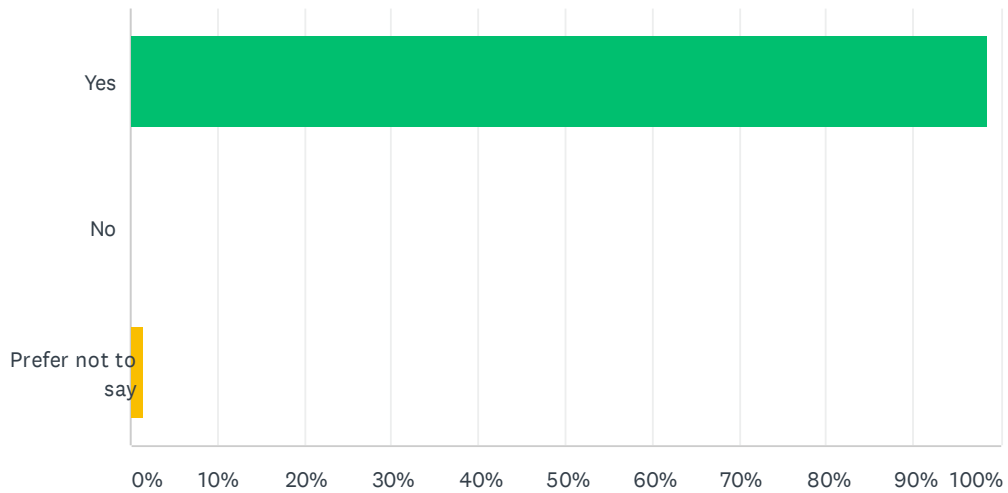
Answered: 205 Skipped: 0



ANSWER CHOICES	RESPONSES	
Male	17.07%	35
Female	81.46%	167
Other preferred description	0.00%	0
Prefer not to say	1.46%	3
TOTAL		205

Q4 Is the gender you identify with the same as your sex registered at birth?

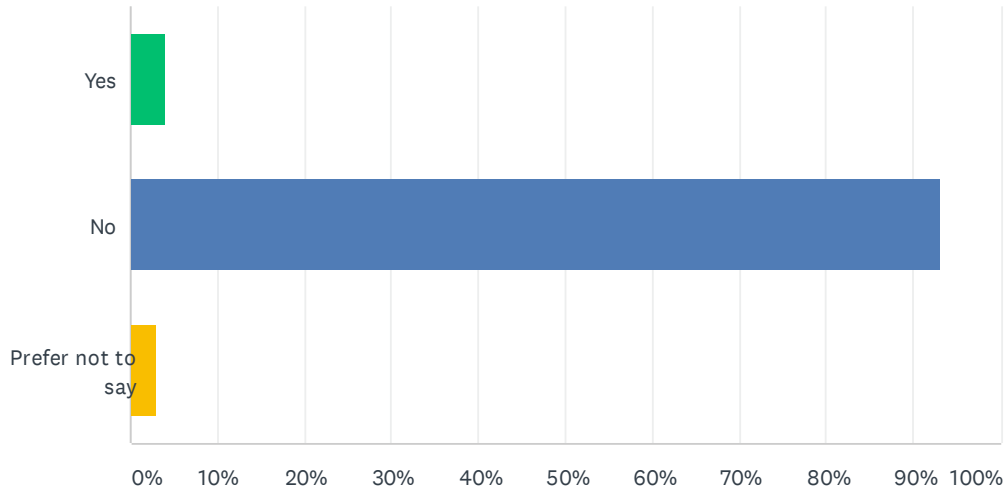
Answered: 205 Skipped: 0



ANSWER CHOICES	RESPONSES	
Yes	98.54%	202
No	0.00%	0
Prefer not to say	1.46%	3
Total Respondents: 205		

Q5 Do you consider yourself to have a disability according to the definition in the Equality Act 2010? The Equality Act defines a disabled person as someone who has a mental or physical impairment that has a substantial and long-term adverse effect on the person’s ability to carry out normal day-to-day activities. If you have a condition which fits the Equality Act definition, please tick 'Yes' even if you are not limited by your condition.

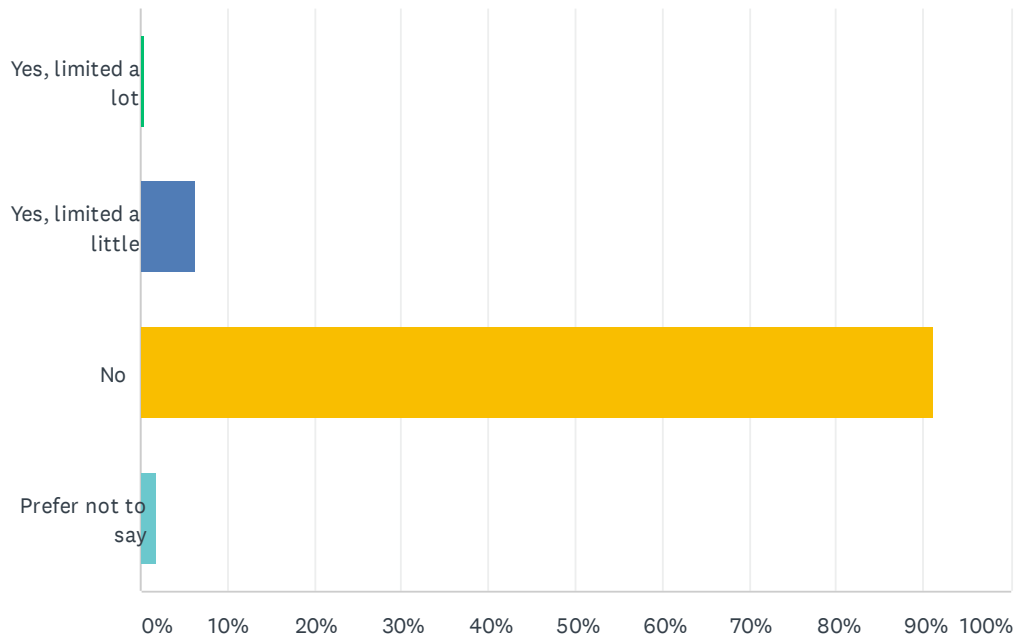
Answered: 203 Skipped: 2



ANSWER CHOICES	RESPONSES
Yes	3.94% 8
No	93.10% 189
Prefer not to say	2.96% 6
TOTAL	203

Q6 Are your day-to-day activities limited because of a health problem or disability which has lasted, or is expected to last, at least 12 months?

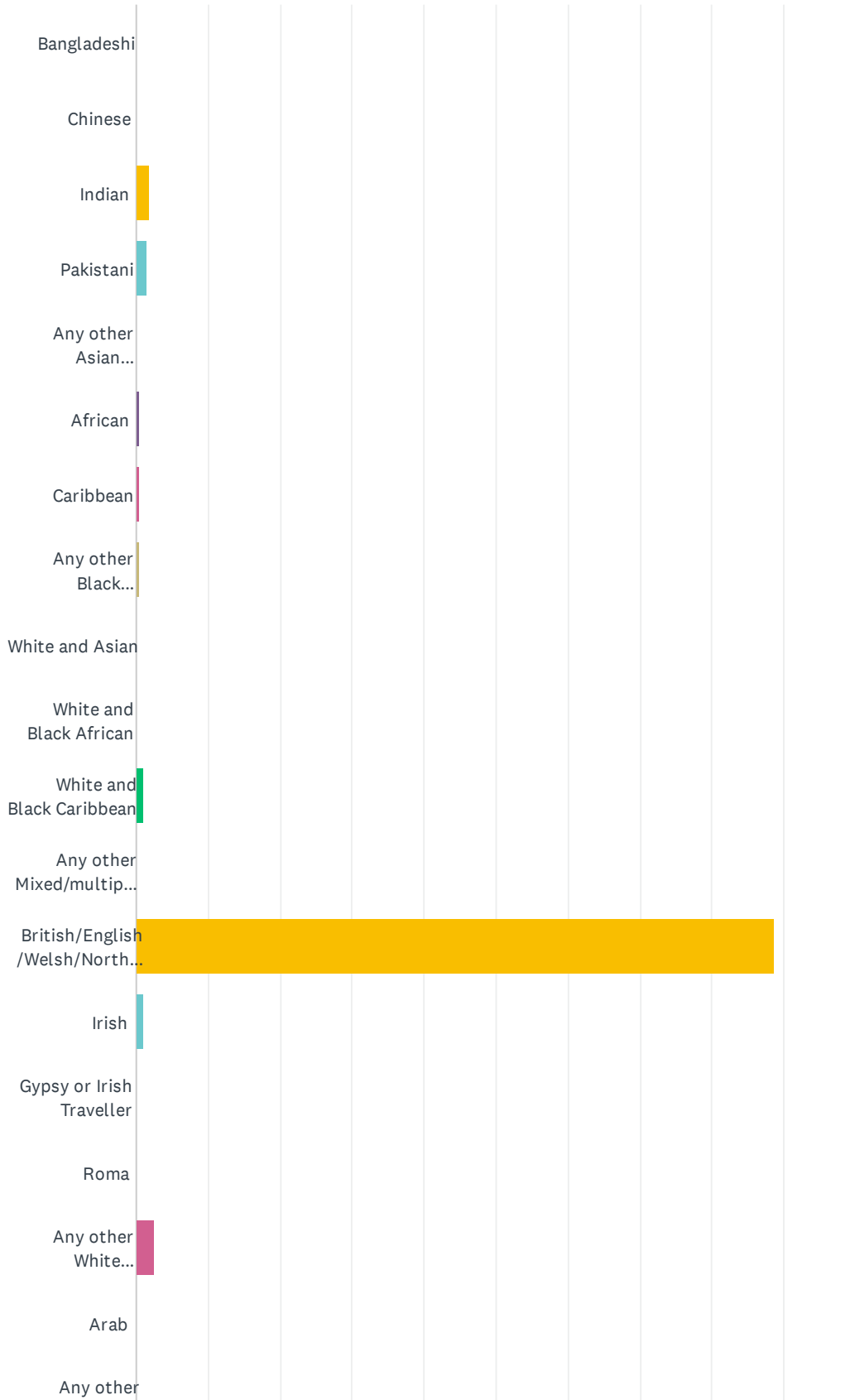
Answered: 205 Skipped: 0



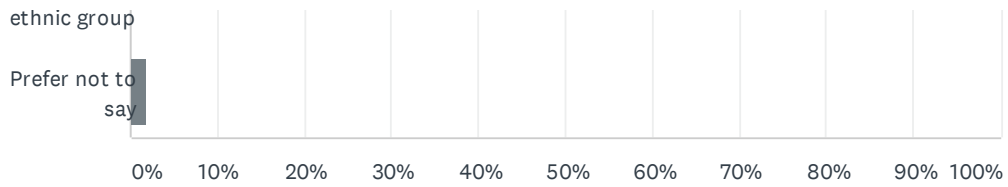
ANSWER CHOICES	RESPONSES
Yes, limited a lot	0.49% 1
Yes, limited a little	6.34% 13
No	91.22% 187
Prefer not to say	1.95% 4
TOTAL	205

Q7 What is your ethnic group?

Answered: 205 Skipped: 0



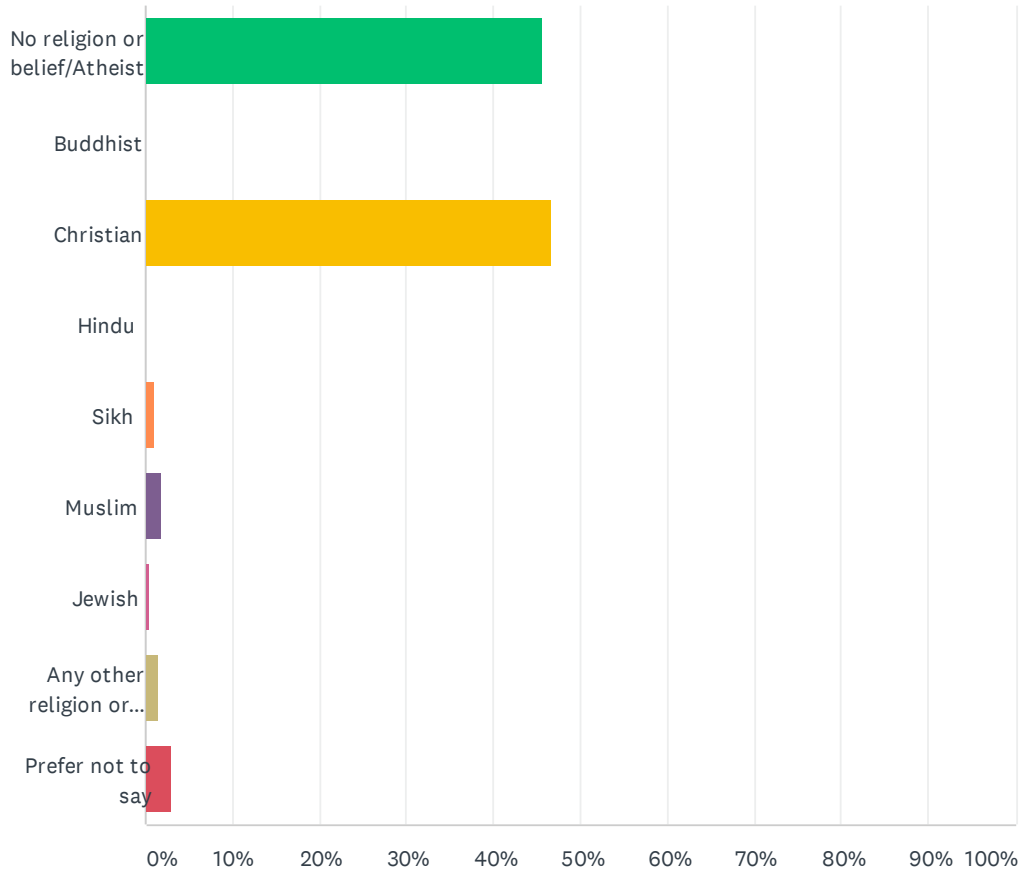
SRA Diversity Questionnaire 2021



ANSWER CHOICES	RESPONSES	
Bangladeshi	0.00%	0
Chinese	0.00%	0
Indian	1.95%	4
Pakistani	1.46%	3
Any other Asian background	0.00%	0
African	0.49%	1
Caribbean	0.49%	1
Any other Black background	0.49%	1
White and Asian	0.00%	0
White and Black African	0.00%	0
White and Black Caribbean	0.98%	2
Any other Mixed/multiple ethnic background	0.00%	0
British/English/Welsh/Northern Irish/Scottish Irish	88.78%	182
Irish	0.98%	2
Gypsy or Irish Traveller	0.00%	0
Roma	0.00%	0
Any other White background	2.44%	5
Arab	0.00%	0
Any other ethnic group	0.00%	0
Prefer not to say	1.95%	4
TOTAL		205

Q8 What is your religion or belief?

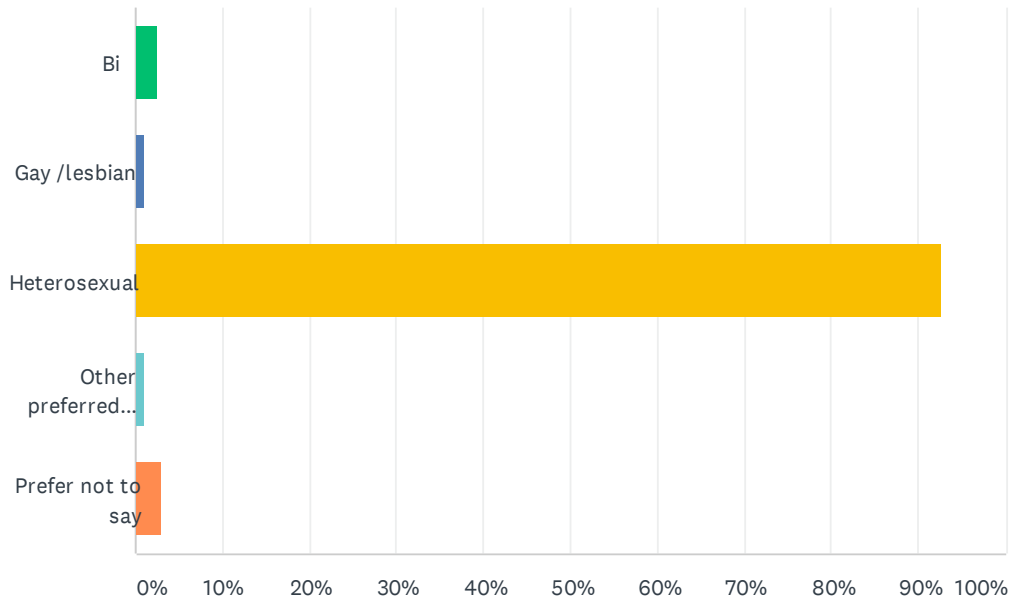
Answered: 204 Skipped: 1



ANSWER CHOICES	RESPONSES	
No religion or belief/Atheist	45.59%	93
Buddhist	0.00%	0
Christian	46.57%	95
Hindu	0.00%	0
Sikh	0.98%	2
Muslim	1.96%	4
Jewish	0.49%	1
Any other religion or belief	1.47%	3
Prefer not to say	2.94%	6
TOTAL		204

Q9 What is your sexual orientation?

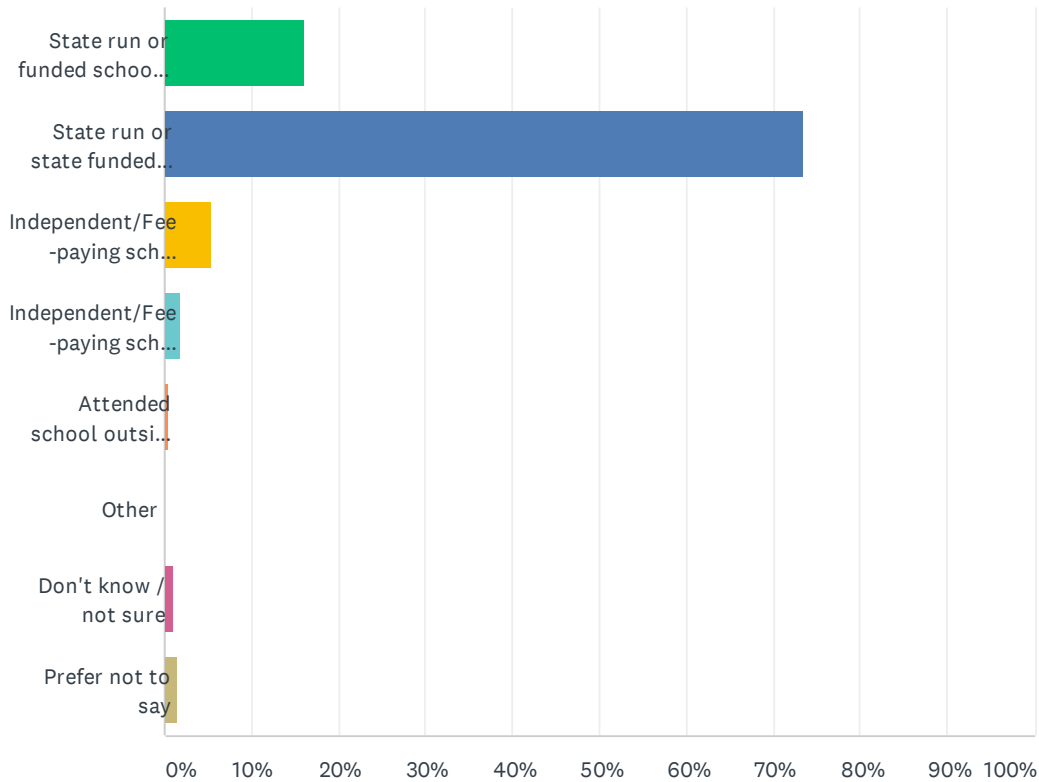
Answered: 205 Skipped: 0



ANSWER CHOICES	RESPONSES	
Bi	2.44%	5
Gay /lesbian	0.98%	2
Heterosexual	92.68%	190
Other preferred description	0.98%	2
Prefer not to say	2.93%	6
TOTAL		205

Q10 What type of school did you mainly attend between the ages 11 - 16?
if you changed schools, please base your answer on the last two years of
your education.

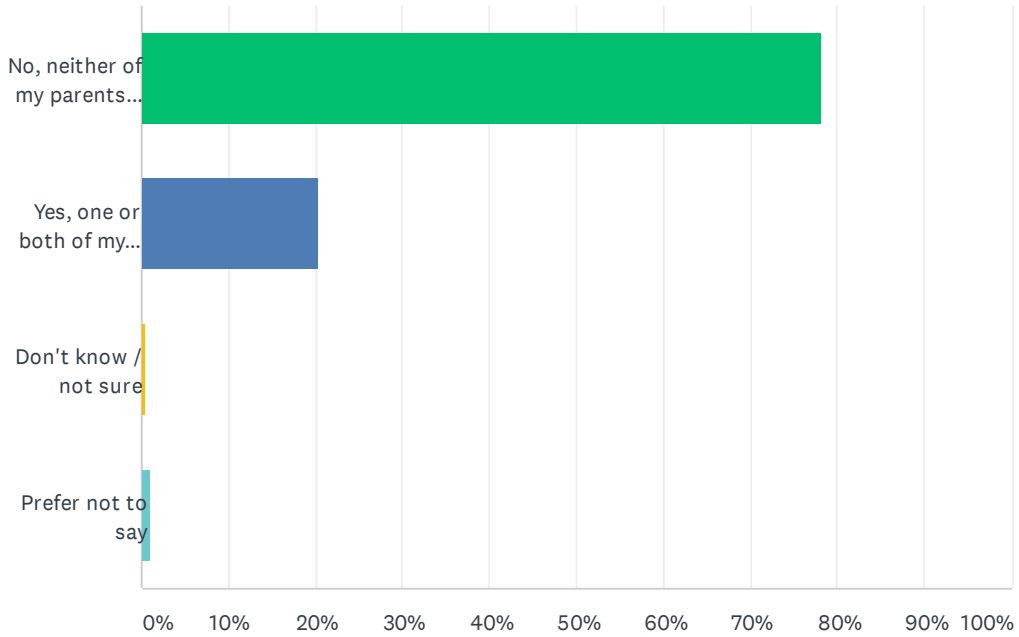
Answered: 204 Skipped: 1



ANSWER CHOICES	RESPONSES	
State run or funded school (selective on academic, faith or other grounds)	16.18%	33
State run or state funded school (non-selective)	73.53%	150
Independent/Fee-paying school	5.39%	11
Independent/Fee-paying school where I received a bursary covering 90% or more of my tuition	1.96%	4
Attended school outside of the UK	0.49%	1
Other	0.00%	0
Don't know / not sure	0.98%	2
Prefer not to say	1.47%	3
TOTAL		204

Q11 Did either of your parents attend university by the time you were 18?

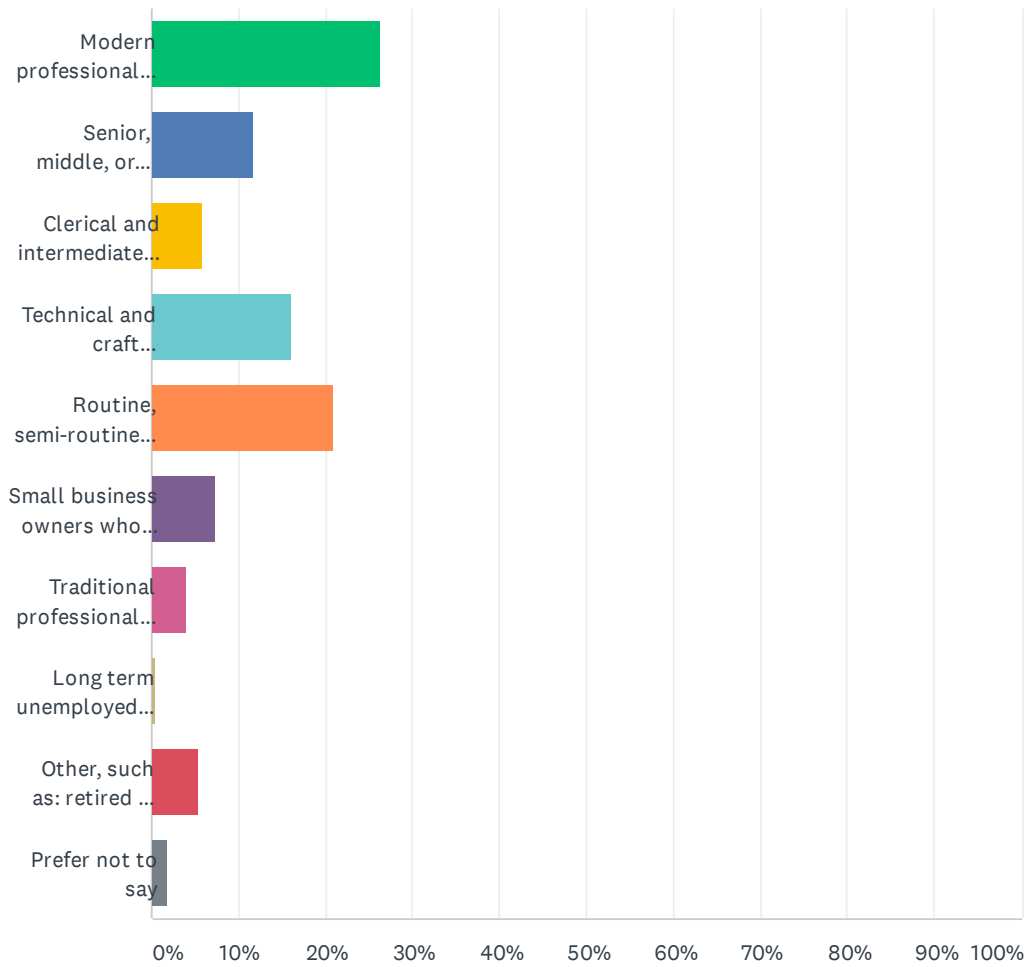
Answered: 202 Skipped: 3



ANSWER CHOICES	RESPONSES	
No, neither of my parents attended university	78.22%	158
Yes, one or both of my parents attended university	20.30%	41
Don't know / not sure	0.50%	1
Prefer not to say	0.99%	2
TOTAL		202

Q12 What was the occupation of your main household earner when you were about 14?

Answered: 205 Skipped: 0

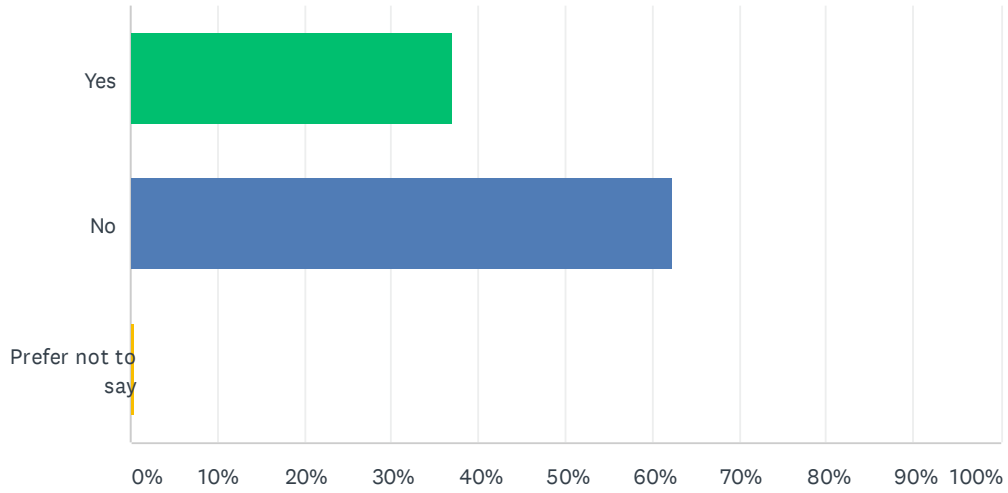


SRA Diversity Questionnaire 2021

ANSWER CHOICES	RESPONSES	
Modern professional and traditional professional occupations such as: teacher, nurse, physiotherapist, social worker, musician, police officer (sergeant or above), software designer, accountant, solicitor, medical practitioner, scientist, civil / mechanical engineer.	26.34%	54
Senior, middle, or junior managers or administrators such as: finance manager, chief executive, large business owner, office manager, retail manager, bank manager, restaurant manager, warehouse manager.	11.71%	24
Clerical and intermediate occupations such as: secretary, personal assistant, call centre agent, clerical worker, nursery nurse.	5.85%	12
Technical and craft occupations such as: motor mechanic, plumber, printer, electrician, gardener, train driver	16.10%	33
Routine, semi-routine, manual, and service occupations such as: postal worker, machine operative, security guard, caretaker, farm worker, catering assistant, sales assistant, HGV driver, cleaner, porter, packer, labourer, waiter/waitress, bar staff.	20.98%	43
Small business owners who employed less than 25 people such as: corner shop owners, small plumbing companies, retail shop owner, single restaurant or cafe owner, taxi owner, garage owner.	7.32%	15
Traditional professional occupations such as: accountant, solicitor, medical practitioner, scientist, civil/mechanical engineer	3.90%	8
Long term unemployed (claimed Jobseeker's Allowance or earlier unemployment benefit for more than a year)	0.49%	1
Other, such as: retired / this question does not apply to me / I don't know	5.37%	11
Prefer not to say	1.95%	4
TOTAL		205

Q13 Are you a primary carer for a child or children under 18?

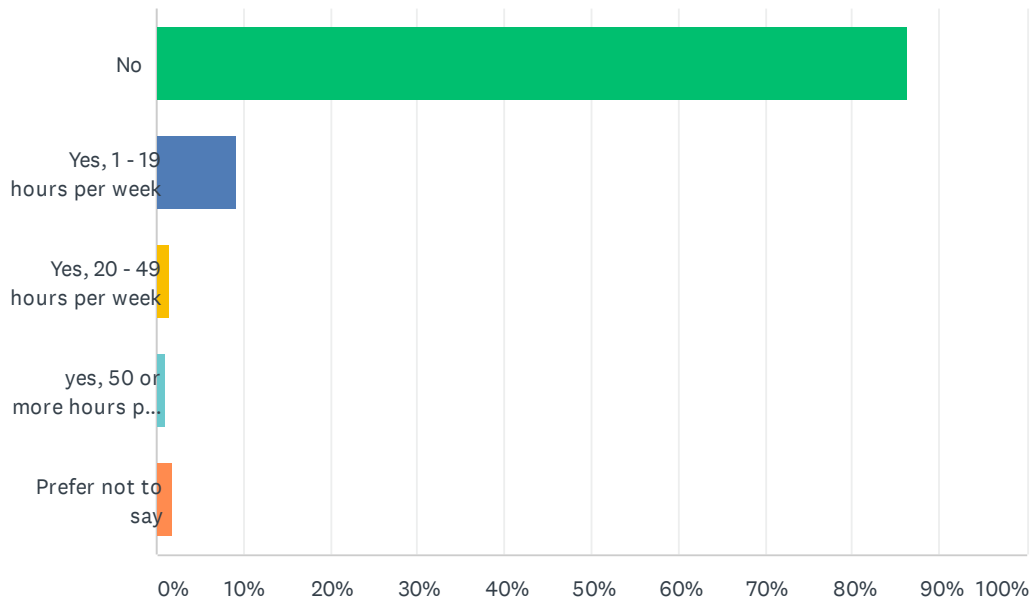
Answered: 205 Skipped: 0



ANSWER CHOICES	RESPONSES	
Yes	37.07%	76
No	62.44%	128
Prefer not to say	0.49%	1
TOTAL		205

Q14 Do you look after or care for someone with long term physical or mental ill health caused by a disability or age (not in paid capacity)?

Answered: 205 Skipped: 0



ANSWER CHOICES	RESPONSES	
No	86.34%	177
Yes, 1 - 19 hours per week	9.27%	19
Yes, 20 - 49 hours per week	1.46%	3
yes, 50 or more hours per week	0.98%	2
Prefer not to say	1.95%	4
TOTAL		205